

The Missing Sprue

The quarterly gazette of Coventry and Warwickshire IPMS



Welcome to the Missing Sprue!

This quarterly Gazette is for Coventry and Warwickshire club members to show off recent builds, share techniques, and inform the club of forthcoming shows etc.

This quarters gazette has even more club and member builds, including the SMW show in November. A big thanks to those who have contributed to this issue.

Events/shows Looking Forward-

November

29th Additional club night

December

1st winter show at Midland air museum

6TH Christmas Dinner at the Old Mill Pub



Source: Redfern archives

Paul “Red” Redfern – editor and part time disciplinarian.

“Share and Compare” Themes and Dates

The following talks are planned for the first meeting of the month

Dec- No talks until March 2020



Source: internet

Rubbing one out-

Stand Polishing trials and tribulations

Who was the stupid person who first thought “I know how to get that scratch out of that clear plastic sheet I’ll scratch it out “...???? Yes, I know it works but come on!!!!

I have taken on the job of cleaning and polishing our display shelves and the more practice I get, the bolder I get full credit has to go to Steve Roberts, who did this job for years it is a time-consuming job.

First job is to turn the felt bags inside out and brush them, checking the seams for dust / grit / wood splinters and five-pound notes. Then, you wash the shelves with soapy water and try to clean the snot / glue and mayonnaise off the taste test is optional, but, you know I like to know what I’m dealing with.



Now the fun bit is that scratch on this side of the sheet or underneath? remember what happened last time you got it wrong? Try gently rubbing 6000 fine grade wet and dry abrasive pads over the area and hope the scratch goes away it doesn’t of course, it doesn’t you idiot get bolder use a coarser grit and put some muscle in it.



OK so, you got the scratch out, but look at the mess you’ve made who was the stupid person who came up with this idea? so go over the area again with a finer grit better do it again, and again using finer and finer grade wet and dry hay!!!! its working and it only took 2 hours only got to polish it now with the liquid polish and a soft cloth then on to the next one- all good fun.

Denis Jones

Articles required



If you would like to add/write an article, write a review of a Show, Model shop, modelling Techniques, Articles or even submit photos for the next edition of the Missing Sprue, please contact **Paul** via e-mail rdfrn_pl@yahoo.co.uk

Source: internet

Club Christmas Dinner



Source: Internet

The annual Christmas dinner will be at the Old Mill Pub in Baginton,
And will be held on the Friday 6th December, in place of the first club night of December.

Richard is sorting numbers for this.

Venue URL:

<https://www.chefandbrewer.com/pubs/west-midlands/old-mill/>

Christmas Menu URL:

<https://www.chefandbrewer.com/pubs/west-midlands/old-mill/christmas/festive-menu/>

Christmas Jumpers are optional...




Mentioned in Dispatches

Antonio Cruz was mentioned in the November issue of the Air-fix Magazine for his incredible wooden models... well done that man !.



Marcus White was also mentioned in an Australian Model Art Magazine for his stunning "Waller Creek" Diorama, well deserved!



Bank Holiday Build weekend 25- 26th August 2019



Source: Derek Docker

ASVC Wombourne 8th September 2019

A grand day out at ASVC Show, a cracking little show with up to 20 clubs and a limited number of traders, which is held at the community centre in the village of Wombourne. This show has clashed with other shows in the past, but a big thanks to Marc Hanna and Martyn Crowther for inviting us. A good attendance by the club members, and the quality of the models displayed was evident by the club winning "best Club Table" award, and a number of club members entered the competition, with fantastic results,

The role of honour was:

Dioramas

1st place Marcus -Waller creek

2nd place Denis -bomb disposal diorama

Figures

1st Place Marcus -Bengal lancer

Misc.

1st place Paul -Cutlass robot

2nd place -Maria Voyager spacecraft

Best in Show

Marcus - Bengal lancer


Best club table

Coventry and Warwickshire IPMS

lots of bargains bought, along with paints, potions and powders and a lot of winners in the tombola books and models included.

A **BIG** thanks to all who attended, and to ASVC Wombourne for putting a smashing show on.





Source: Paul Redfern

November 2019

IPMS Brampton- St Ives Show 29th September 2019

Show Report:

The end of September brought the club to Cambridgeshire, notably St Ives. This is a long-standing Show which has been held at the Burgess Civic Hall, for many years now.

The show was hosted by IPMS Brampton, and number of clubs from not only the Midlands, but further afield as Norfolk, and the South East, a total of 50+ clubs at this event, supported by a number 18+ traders some which not always available on the model show circuits.

The club was placed in the "Drama" area of the civic hall, a little bit dark, but with careful placement of the models on the stand.

Steve's Jupiter 2 "lost in space" saucer was a big hit with the public and modellers alike, and the Air-fix mag editor took particular notice of Steve Hewitt's 1/72nd scale Zvezda Halo MI-26 transport helicopter, so I assume It may make an appearance in forthcoming issues.

The table was well stocked with a variety of models from planes to figures and robots, a great display showing our versatility of our modelling skills.

There was a tombola and was very popular with certain members like me and Dave & Russel Carter, and some very nice prizes to try and win.

Lots of purchases for paints, powders and potions, but the most notable purchase was the 1/32nd Trumpeter A10 Warthog 2019 bought by Steve Hewitt, with his birthday money. We did joke how he was going to smuggle such a large kit past his wife!! The box was huge.

There was no Competition, but a table display awards were available, these went to the F1 stand, who were runners up and the winner to and an independent table.



The show was well run apart for an issue first thing about opening the hall up, for clubs and signs to set up, but the catering staff, donned their capes and became the heroes of the day.


The drive home was challenging as the whole day had been warm and humid, the heavens opened in biblical proportions on the way back to the midlands, thankfully everyone on the A14 was driving sensibly, so everyone got home ok.

On the whole, a very popular show which was well supported by all clubs and traders, this is definitely one for your diary's in 2020.

Paul Redfern







Source: Paul Redfern

REME Museum 19th October 2019

Show Report:

This is the first model show held at the newly commissioned REME museum in Lyneham Wiltshire. I had been invited by Paul Crocker of the Modern British Armour SIG, and as I'd mentioned it at a previous club night, and Denis Jones asked if he could tag along. We set off fairly early around 0700hrs in the darkness and gloom of Coventry, and after a two hour drive we had landed in the car park of the museum which was bathed in autumnal sunshine and listening to radio 5 Live as the rugger was on.

The museum is well laid out with a remembrance hall, the armourers hall, Recovery task simulator, Soldier First, Around the world, trades and world war 2 halls.

From the model club point of view there was around 9 clubs with 3 traders, but there is a lot of scope for expansion, and very good models on display, to boot, to include some radio controlled 1/6th scale tanks zipping around the main hall.

There is also a very nice Café, which supplies very nice bacon rolls and posh coffees, and other delights. I finished the day with a visit to the gift shop and purchased the obligatory mug, with a Cromwell tank on it.

In summary, a great day out and well worth a visit.

Link to Museum: <http://www.rememuseum.org.uk/>

Paul Redfern





Source: Paul Redfern

November 2019

SMW 2019

Show Report:

The SMW show is the highlight of our modelling year, and our table theme was Steve Lockhart's "Where's Wallie" idea for the table display. After 7 months of organising and preparing our table was finally ready to show to the world...

Thanks to:

Claire Bishop - Queen of the sweets

Andy Jones - Team setup member/grafter

Steve Lockhart -Theme Creator/idea guru/King Wallie

David Evans - Paper Train give aways

Mark Watkins - providing the Signage for table

Big thanks to the "Full" wallie's who dressed up:

Rohan, Steve, and David

Lots of money spent over the weekend and bank accounts/credit cards creaking under the strain.

Winner, Winner Chicken Dinner!

Our table won best club display, this is down to the engagement with the public and the high and varied collection of models on display. This is a club effort, well done to everyone.

Two members entered the national Competition Richard Bishop, and Antonio Cruz, both walked away with commended certificates, well done gentlemen !!.

A show of inspiration, with fantastic models on display from UK and European Clubs, well done to all who displayed and helped, for this cracking event.


Looking forward to next years display which we will be discussing in February


Onwards and upwards

Paul Redfern









Source: Paul Redfern/Facebook


November 2019

Making Chuff Chuffs

(All the models shown are roughly OO scale and less than 7 in long)

Plastic model kits of locomotives are a bit of rare breed when compared to the availability of aircraft and even tanks, Sure there are the old Air-fix range, but this was really only a few and didn't include any LMS, LNER or modern diesels. Most model railway buffs use metal kits which are very expensive.

I started making model locos with several attempts of self-designed paper card models. Previously I had made some boats in this medium:



This was a learning curve for scratch building and eventually I decided on using plastic card. The first model that didn't end up in the bin was this small industrial loco and wagon:



I often start models with the idea of trying out something to see how it is done. With this model I wanted to see how to make wheels from card and how to use wood to make a very small, open engine. The wagon was made later and


carries the remains of an Air-fix loco; a victim of unsuccessful conversion attempt.

After this scratch building without a scale plan, I then decided to go for the easier option and built this:



It's a Peckett 0-4-0 Saddle tank converted from the Air-fix Dock Tank kit. All that remains from the original kit are the wheels and cylinders. The tank was eventually formed from wood after attempts in paper card and plastic, the rest is in plastic card or pipe for domes and chimney. This has since been converted again but is still W.I.P.

After working to a scale plan for a conversion, I thought I would go the whole hog and scratch build to a plan.




The loco was based on a French narrow-gauge prototype and the wagon Australian. From the international mix I tried to make a Welsh slate mine narrow gauge train.

For the Red and White Challenge, I went back to the first card model and decided to remake and improve it. The idea was a small train in chocolate factory or large dairy. This was great to make as I could take measurements direct to scale and also improve on things wrong previously. In this improved model the small engine actually has a drive shaft

in the direction of drive to the wheels rather than the wrong way round previously.



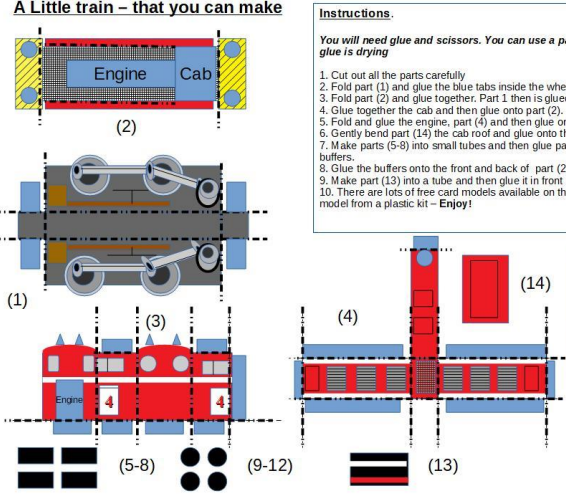
You may remember that I started doing card models, well I also made a card model for the Telford Show. This is all on one piece of A4 card complete with instructions. It makes a simple model so that we can give it away to children as I already do with the narrow boat model:



A Little train – that you can make

Instructions.
You will need glue and scissors. You can use a paper clip to hold parts when the glue is drying

1. Cut out all the parts carefully
2. Fold part (1) and glue the blue tabs inside the wheels.
3. Fold part (2) and glue together. Part 1 then is glued inside part (2).
4. Glue together the cab and then glue onto part (2).
5. Fold and glue the engine, part (4) and then glue onto part (2)
6. Gently bend part (14) the cab roof and glue onto the cab.
7. Make parts (5-8) into small tubes and then glue parts (9-12) onto the tubes to make buffers.
8. Glue the buffers onto the front and back of part (2).
9. Make part (13) into a tube and then glue it in front of the cab as the exhaust pipe.
10. There are lots of free card models available on the internet or you could make a model from a plastic kit – **Enjoy!**



For the future I've got an Air-fix BR Class 9F on the go and then maybe convert their Prairie Tank to a 72XX – more wheels, bigger water tanks and coal storage – but that's another story.

David Evans

Local shops



Kits and Bits: <http://kitsandbitsmodels.shop/>



The Paint Rack: <https://thepaintrack.com/>

Tornado books & hobbies

An independent specialist rail, road, air, maritime transport and military book and model shop

Our shop is now open in Birmingham city centre - we look forward to seeing you soon

Open 9.30am - 5.00pm Tuesday - Saturday
(Closed Sunday & Monday)



Tornado Books and Hobbies: <https://www.tornadobookshop.co.uk/>

Local area interest - Museums



Coventry Air Museum: <http://www.midlandairmuseum.co.uk/>



Coventry Transport Museum: <https://www.transport-museum.com/>



British Motor Museum: <https://www.britishmotormuseum.co.uk/>

Club Contact Details

Richard Brooker

Club Secretary

Email: m.fowkes118@btinternet.com

Carl Lewis

Treasurer

Email: carl.l@nthworld.com

Paul Redfern

Gazette Editor/Comms

Email: rdfrn_pl@yahoo.co.uk

Club E-Mail address

Email: cwipms2019@gmail.com

Internet and Facebook Links

IPMS UK <https://ipmsuk.org/>

IPMS Work bench <https://www.facebook.com/groups/154243277932214/>

Great War SIG <https://sites.google.com/site/greatwarsig/>

"What if" SIG <http://www.whatifmodellers.com/index.php>

Modern British Armour SIG <https://www.facebook.com/groups/modernbritisharmoursig/>

Russian/Soviet Military Modelling

<https://www.facebook.com/groups/1476745009291224/>

IDF SIG <https://www.facebook.com/groups/472664806256973/>

Bomb Disposal Model interest group

<https://www.facebook.com/groups/293347344594784/>

Sutton Spartans

<https://www.facebook.com/groups/103320443753676/>

Russian Wheels and tracks

<https://www.facebook.com/groups/1539132379672734/>

MODEL KIT INSTRUCTION SHEETS LIBRARY

<https://www.facebook.com/groups/1214026292028249/>

The Bundeswehr Sig

<https://www.facebook.com/groups/337998709864855/>

November 2019

Show List 2019/2020 Quarter 4/1

Date	Show Name	Size of Show	Show Organiser	Status at time of publishing	Required/ Recommended/ Optional	Web link
1 st Dec	Midland Air Museum Winter Show	Small	Midland Air Museum	Confirmed	Required	https://ipmsuk.org/calendar/midland-air-museum-winter-show-2019/
8 th Dec	London Plastic Modelling Show	Medium/large	Guideline Publications	Confirmed	Optional	https://ipmsuk.org/calendar/london-plastic-modelling-show-2019/
26 th Jan 2020	The Model Market 7	Small/Medium	Little Cars	Confirmed	Optional	https://ipmsuk.org/calendar/the-model-market-7-2020/

Please Note:

Definitions

Required- Club Show members required

Recommended- regular shows attended by the club, with a table(s)

Optional- shows not attended by club, but optional to club members